





GENERAL

Cannabinoids: 86.15% 

Terpenoids: 6.11% 

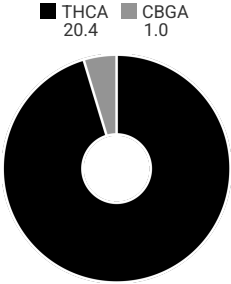
Moisture: Not Tested 



Scan this QR code for the complete test results from SC Labs


| | |
|-----------------|--------------------|
| Class: | CLX1G |
| Sample Type: | Concentrate |
| Business Name: | G&A Industries LLC |
| License Number: | C12-0000597-LIC |
| Sample ID: | 250707M020 |
| Date Collected: | July 7th, 2025 |
| Date Issued: | July 10th, 2025 |

CANNABINOIDS

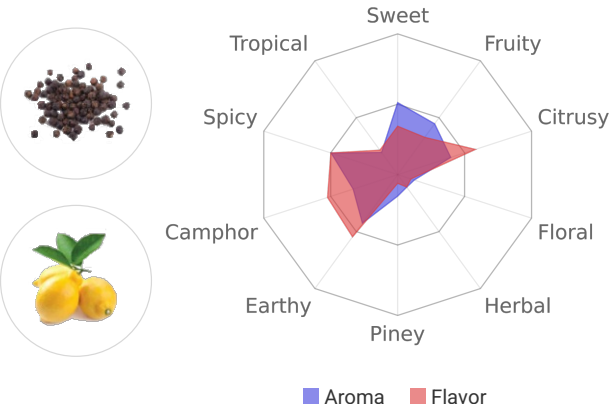


Ratio of top two cannabinoids

| Cannabinoids | Weight % |
|--------------|----------|
| THCA | 80.1% |
| CBGA | 3.9% |
| CBCA | 0.7% |
| THC | 0.6% |
| THCVA | 0.4% |
| CBDA | 0.2% |
| CBG | 0.1% |

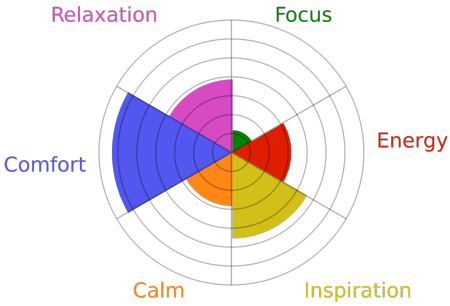


AROMA & FLAVOR



■ Aroma ■ Flavor

ENTOURAGE EFFECTS*



*May vary with individual, dose, and time after administration.

PHYTOPRINT®

| | |
|---------------------|-------|
| terpinolene | 0.02% |
| α-phellandrene | |
| β-ocimene | 0.01% |
| carene | |
| limonene | 1.38% |
| γ-terpinene | 0.00% |
| α-pinene | 0.08% |
| α-terpinene | |
| β-pinene | 0.15% |
| fenchol | 0.09% |
| camphene | 0.02% |
| α-terpineol | 0.06% |
| α-humulene | 0.87% |
| β-caryophyllene | 1.96% |
| linalool | 0.32% |
| caryophyllene oxide | 0.05% |
| myrcene | 0.41% |