





**GENERAL**

Cannabinoids: 93.17% 

Terpenoids: 2.52% 

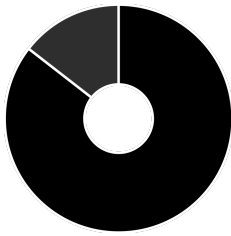
Moisture: Not Tested 



Scan this QR code for the complete test results from SC Labs


|                 |                    |
|-----------------|--------------------|
| Class:          | CUX1G              |
| Sample Type:    | Concentrate        |
| Business Name:  | G&A Industries LLC |
| License Number: | C12-0000597-LIC    |
| Sample ID:      | 260304L024         |
| Date Collected: | March 4th, 2026    |
| Date Issued:    | March 8th, 2026    |

**CANNABINOIDS**





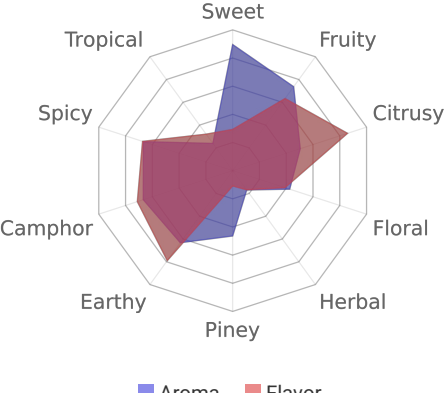
Ratio of top two cannabinoids

| Cannabinoids | Weight % |
|--------------|----------|
| THCA         | 77.2%    |
| THC          | 13.1%    |
| CBGA         | 1.1%     |
| CBCA         | 0.7%     |
| CBG          | 0.4%     |
| THCVA        | 0.4%     |
| CBC          | 0.3%     |
| CBDA         | 0.1%     |



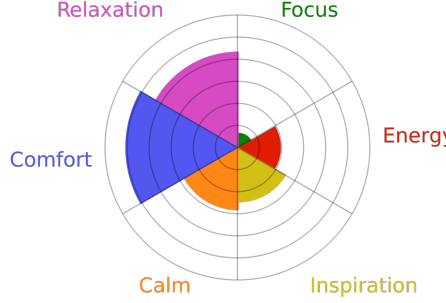
**AROMA & FLAVOR**



■ Aroma ■ Flavor

**ENTOURAGE EFFECTS\***



\*May vary with individual, dose, and time after administration.

**PHYTOPRINT®**

|                     |       |
|---------------------|-------|
| terpinolene         | 0.02% |
| α-phellandrene      |       |
| β-ocimene           | 0.01% |
| carene              |       |
| limonene            | 0.29% |
| γ-terpinene         | 0.01% |
| α-pinene            | 0.03% |
| α-terpinene         | 0.01% |
| β-pinene            | 0.05% |
| fenchol             | 0.24% |
| camphene            | 0.01% |
| α-terpineol         | 0.05% |
| α-humulene          | 0.27% |
| β-caryophyllene     | 0.66% |
| linalool            | 0.33% |
| caryophyllene oxide | 0.01% |
| myrcene             | 0.16% |